

# Conveyor Belt Misalignment Switch

---

## HES

Leaflet No.      Kiepe 495



## APPLICATION

Kiepe Belt Misalignment Switches are used in conveyor installations for monitoring the true running of conveyor belts. The switches, when mounted at the running edges of a conveyor belt, will be operated if the belt deviates from its designed running line by more than a permissible distance. The switches will then stop the conveyor drive, avoiding spillage of material or damage to the plant.

The Belt Misalignment Switches can be optionally supplied with a pre-alarm position for an alert signal at slight deviation and a final cut-out and lock. All switches are maintenance free.

The device is intended for use in stationary installations and in vehicles.

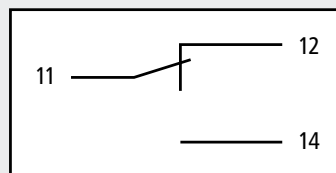
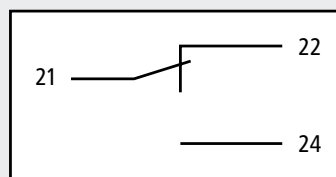
## PRODUCT DESCRIPTION

The Belt Misalignment Switch HES is used for conveyor installations subjected to especially severe operating conditions. The actuating roller of stainless steel is carried in stainless steel ball bearings for improved handling of lateral forces and jerks.

The large roller diameter of 48 mm permits the use of this device where fast belt speeds prevail. All external parts are either of stainless steel or have been specially plated. The trip points are to be adjusted within 5 and 15° resp. 15 and 35° by means of new designed actuating cams.

## CONTACT ARRANGEMENTS

Terminal markings corresponding to DIN EN 50013



Position of Roller

## TECHNICAL DATA

Device complies with	EN 60947-5-1 EN 60204 VDE 0110
Enclosure	Aluminium alloy GK-ALSi 12
Finish	2 component DD-tile enamel, yellow
Fastening	By means of 2 oblong holes for M8 bolts
Cable Entry	2 x M25 x 1,5
Protection	IP 65 according to EN 60529
Rated Insulation Voltage $U_i$	AC 380 V / DC 250 V
Earthing	Within enclosure M5
Admissible Ambient Temperatures <sup>1)</sup>	-25 °C ... +70 °C
Switching Elements	Snap acting switches
Number of Contacts	2 changeover contacts SPDT
Conventional Thermal Current $I_{th}$	10 A
Breaking Capacity $I_e/U_e$	4 A/250 V; 2,5 A/380 V
Operation per Hour	1500
Connections	Screw clamp terminal for a wire gauge of 2,5 mm <sup>2</sup>
Mechanical Life	3 x 10 <sup>6</sup> Switching cycles
Type of Operation	Actuating roller; 48 mm diameter, stainless steel
Switching Point	Within 5° ... 15° resp. 15° ... 35° adjustable (Preset value by factory 2 x 10°)
Excursion	75° max.
Mounting Position	See drawing
Maintenance Free Options	• Ventilation duct to avoid condensation • Gold Contacts for low voltage circuits

<sup>1)</sup> Deviating ambient temperature upon request

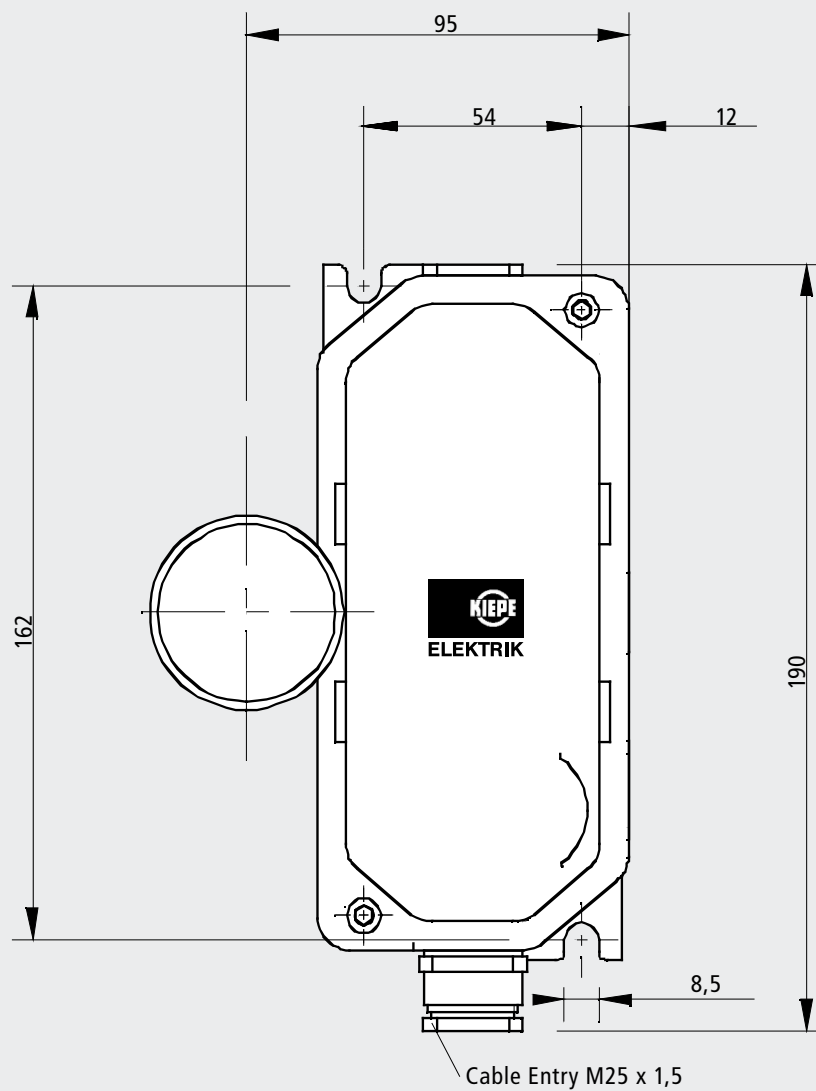
## SELECTION TABLE

Type	Pre-Alarm not included/included	Latching not included/included	No. of Contacts Switching point at				Order number	Weight kg/each
			15°		45°			
			NC	NO	NC	NO		
			Changeover Contacts	SPDT				
HES 011	X	X			2		93.042 196.011	1,9

## Spares and Options

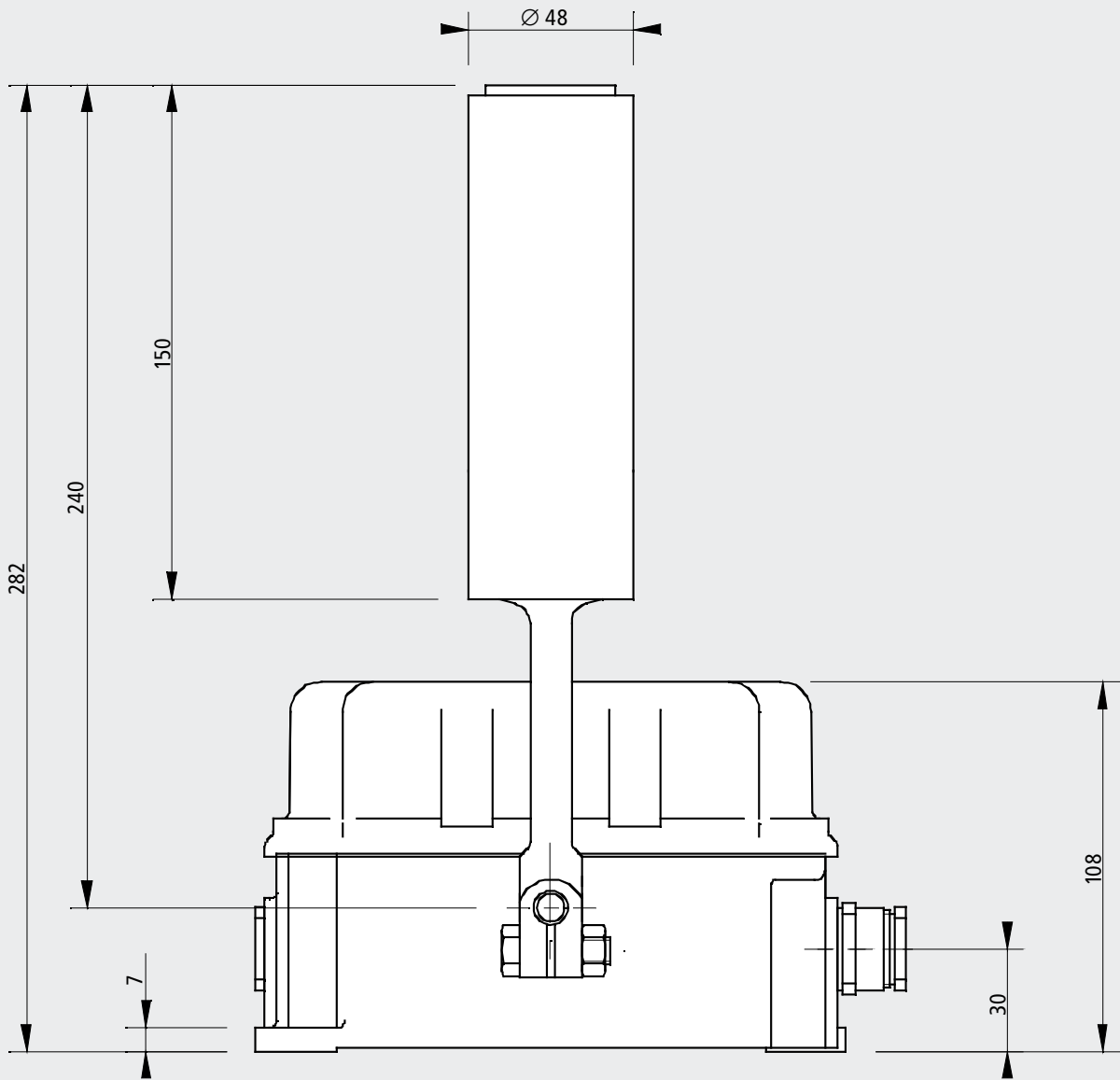
Actuating Roller for HES Ø 48 mm	93.045 910.001
Switch Element for HES	215.15.09.04.04
Ventilation Duct	250.14.92.01.00

## DIMENSIONS



## DIMENSIONS

Operating Positions: both Directions



Subject to change without notice.